



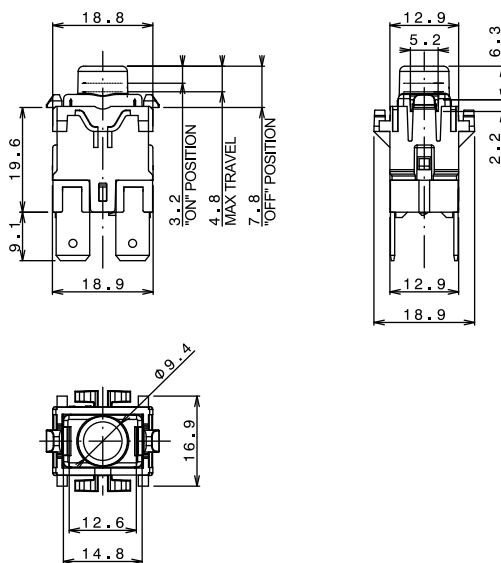
SXL4L



TYPICAL APPLICATIONS	Coffee machines
FUNCTIONS	<ul style="list-style-type: none"> ■ SPST, momentary or not ■ SPST, illuminated or not ■ DPST, momentary or not ■ DPST, illuminated or not
CYCLE No.	50.000
CUT OUT	19x13 mm rear panel
AMBIENT TEMPERATURE	125 °C
GWT	850 °C
GWT NO FLAME (<2 sec)	750 °C



DRAWING



TERMINAL

1 Vertical terminal
6.3x0.8



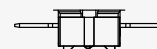
A Horizontal terminal
6.3x0.8



2 Vertical terminal
4.8x0.8

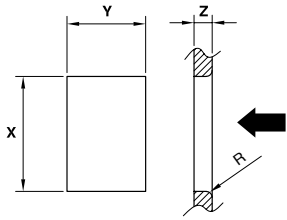


B Horizontal terminal
4.8x0.8

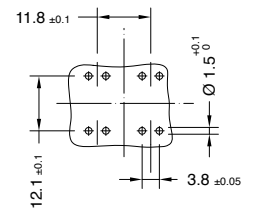
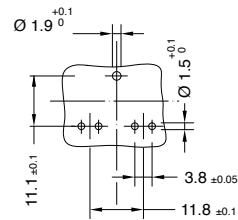


4 Vertical PCB terminal





Z	Y	X
1,2 ... 2,5	13,2 ±0,1	19,1 ±0,1



TERMINAL FUNCTION RATING BODY COLOUR BUTTON COLOUR LAMP COLOUR



FUNCTION



RATING



BODY COLOUR



BUTTON COLOUR



LAMP COLOUR

1

H

16 (4) A / 250 VAC
 12 (8) A / 250 VAC
 10 (6) A / 250 VAC - 5E4
 T125/55 °C
 EN 61058-1

16 (4) A 125 / 250 VAC
 12 (10) A 125 / 250 VAC
 1/2 HP - 125 VAC
 3/4 HP - 250 VAC
 T125/55 °C
 UL 61058-1

2

4

9

12 (8) A / 250 VAC - 5E4
 T85/55 °C
 EN 61058-1

16 (4) A 125 / 250 VAC
 12 (10) A 125 / 250 VAC
 1/2 HP - 125 VAC
 3/4 HP - 250 VAC
 T125/55 °C
 UL 61058-1

6

7

8

R

3

brown

L

crystal

G

red

E

green

F

blue